

**WELCOME BACK SPRINGFIELD!**



Information for pupils

# STAYING SAFE AT SCHOOL



All pupils should:

- ✓ attend school wearing clean uniform
- ✓ arrive at school only at their time shown and via the correct entrance
- ✓ bring their own equipment to school and not share equipment with others
- ✓ carry tissues and alcohol sanitiser gel with them
- ✓ wash their hands when they arrive at school and then frequently during the school day
- ✓ not attend school if they, or a member of their household, has any symptoms of COVID 19 (high temperature, new continuous cough, loss or change to sense of smell or taste)
- ✓ take care to maintain a safe distance from others, in particular pupils from other year groups and staff

# CLEAN HANDS MORE OFTEN THAN USUAL

- Clean hands more often than usual
- Wash hands thoroughly for 20 seconds with running water and soap and dry them thoroughly
- Use alcohol hand rub/santiser ensuring that all parts of the hand are covered (min. 60% alcohol)
- Watch the NHS video

<https://www.youtube.com/watch?v=bQCP7wqTRWU>



HM Government **NHS**

**Coronavirus**  
Wash your hands with soap and water more often for 20 seconds

**1** Palm to palm  
**2** The backs of hands  
**3** In between the fingers  
**4** The back of the fingers  
**5** The thumbs  
**6** The tips of the fingers

Use a tissue to turn off the tap.  
Dry hands thoroughly.

**CORONAVIRUS**  
**PROTECT YOURSELF & OTHERS**



# ENSURE GOOD RESPIRATORY HYGIENE

## CATCH IT

Germs spread easily. Always carry tissues and use them to catch your cough or sneeze.



## BIN IT

Germs can live for several hours on tissues. Dispose of your tissue as soon as possible.




## KILL IT


Hands can transfer germs to every surface you touch. Clean your hands as soon as you can.



# MINIMISE CONTACT AND MIXING



# CLEAN FREQUENTLY TOUCHED SURFACES OFTEN



# MINIMISING CONTACT/SOCIAL DISTANCING

Staff and pupils must do everything possible to minimise contacts and mixing at school:

- ✓ Year group sized 'bubbles'/'pods'
- ✓ Staggered start and end times to the school day
- ✓ Staggered break and lunchtimes
- ✓ Designated spaces for break and lunchtimes (including 'wet break')
- ✓ Transition time (extra time between lessons)
- ✓ One way systems in operation to support managed movement across the site
- ✓ 'Grab and go' food service only (initially) to limit queues
- ✓ Designated cycle sheds for different year groups



# Autumn Term 1

	A	B	C	D	E	F	G	H	I	J	K	L	M	N	O	P	Q
1	Autumn Term 1																
2		ARRIVAL AND TUTOR TIME		PERIOD 1		PERIOD 2 90 minutes in total 60 minute lesson, 30 minute break				PERIOD 3		PERIOD 4 90 minutes in total 60 minute lesson, 30 minute break				PERIOD 5 AND DEPARTURE	PERIOD 6 Revision and learning intervention
3																	
4	Y7	8.40 - 9.00 Entrance via Central Road	5 minute transition time	9.00 - 10.00	5 minute transition time	10.00 - 10.30 BREAK * Tennis Courts ↑ TCC		10.30 - 11.30 LESSON	5 minute transition time	11.30 - 12.30	5 minute transition time	12.30 - 13.00 LUNCH / CANTEEN * Tennis Courts ↻ ↑ TCC		13.00 - 14.00 LESSON	5 minute transition time	14.00 - 15.00 Departure via Central Road	
5																	
6	Y8	8.40 - 9.00 Entrance via Grove Road	5 minute transition time	9.00 - 10.00	5 minute transition time	10.00 - 10.30 BREAK * Field zone ↑ Main Hall		10.30 - 11.30 LESSON	5 minute transition time	11.30 - 12.30	5 minute transition time	12.30 - 13.00 LUNCH / CANTEEN * Field zone ↻ ↑ Main Hall		13.00 - 14.00 LESSON	5 minute transition time	14.00 - 15.00 Departure via Grove Road	
7																	
8	Y9	8.50 - 9.00 Entrance via Central Road	5 minute transition time	9.00 - 10.00	5 minute transition time		10.00 - 11.00 LESSON		5 minute transition time	11.00 - 11.30 BREAK / CANTEEN * Tennis Courts ↻ ↑ TCC	5 minute transition time		12.30 - 13.30 LESSON		5 minute transition time	13.30 - 14.00 LUNCH * Tennis Courts ↑ TCC	14.00 - 15.10 Departure via Central Road
9																	
10	Y10	8.50 - 9.00 Entrance via Grove Road	5 minute transition time	9.00 - 10.00	5 minute transition time	10.00 - 10.30 LESSON	10.30 - 11.00 BREAK * Tennis Courts ↑ Main Hall	11.00 - 11.30 LESSON	5 minute transition time	11.30 - 12.30	5 minute transition time	12.30 - 13.00 LESSON	13.00 - 13.30 LUNCH / CANTEEN * Tennis Courts ↻ ↑ Main Hall	13.30 - 14.00 LESSON	5 minute transition time	14.00 - 15.10 Departure via Grove Road	
11																	
12	Y11	9.00 Entrance via Central Road or Grove Road Straight to P1	5 minute transition time	9.00 - 10.00	5 minute transition time		10.00 - 11.00 LESSON		5 minute transition time	11.00 - 11.30 BREAK / CANTEEN * Field zone ↻ ↑ Main Hall	5 minute transition time		12.30 - 13.30 LESSON		5 minute transition time	13.30 - 14.00 LUNCH * Field zone ↑ Main Hall	14.00 - 15.20 Departure via Central Road or Grove Road
13																	
14																	
15																	

## TUTOR GROUP ROOMS:

<b>Year 7</b>	<b>Room</b>	<b>Year 8</b>	<b>Room</b>	<b>Year 9</b>	<b>Room</b>	<b>Year 10</b>	<b>Room</b>	<b>Year 11</b>	<b>Room</b>
7S	B26	8S	C25	9S	C13	10S	C27	11S	B22
7P	MR1	8P	C02	9P	C01	10P	C05	11P	C08
7R	C07	8R	B21	9R	C22	10R	B14	11R	T4
7N	B02	8N	S1	9N	DT1	10N	DT3	11N	T2
7G	C15	8G	B24	9G	B12	10G	C28	11G	B25
7E	T1	8F	B01	9F	C14	10F	C19	11F	C23
7L	C10	8E	C26	9E	C21	10E	B11	11E	C24
7D	T3	8L	C12	9L	C11	10L	C06	11L	C03
		8D	C18	9D	S2	10D	C29	11D	C04

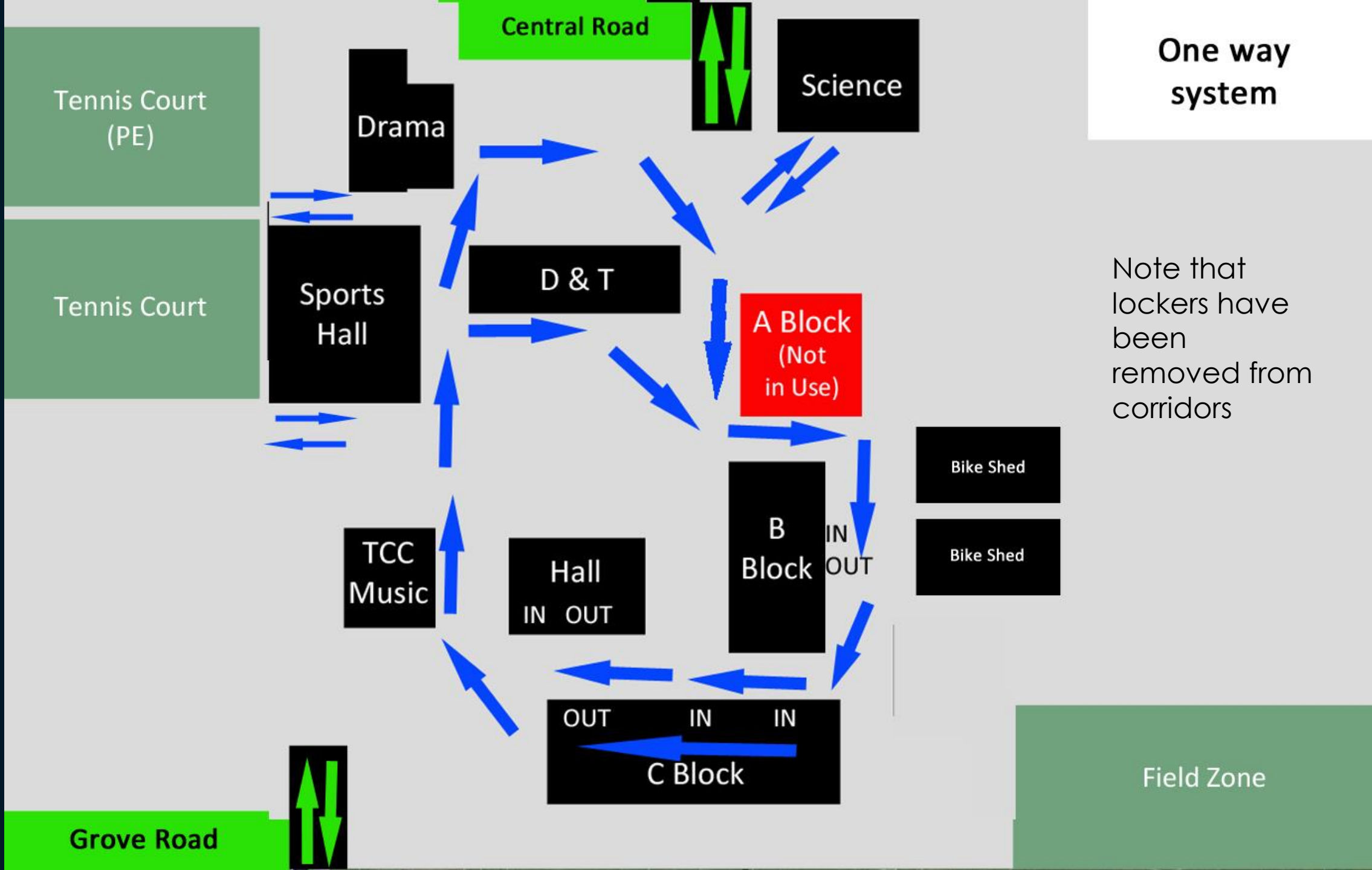


If you can, walk or cycle to school

- Red cycle shed – Y7, Y9, Y11
- Black cycle shed – Y8, Y10, Y11

<https://www.gov.uk/guidance/coronavirus-covid-19-safer-travel-guidance-for-passengers>






**One way system**

Note that lockers have been removed from corridors

**SEE YOU SOON!**



**TERM STARTS:**

Friday 04 Sept – Y7, Y11  
Monday 07 Sept – Y7, Y8, Y9, Y10, Y11